



Auto-Upgrade 1000s of Plugins & Extensions

Update Joomla extensions, WordPress plugins, and CMS cores across all your sites from one mySites.guru dashboard. Select all, click upgrade, done.

Phil E. Taylor | 12 March 2026

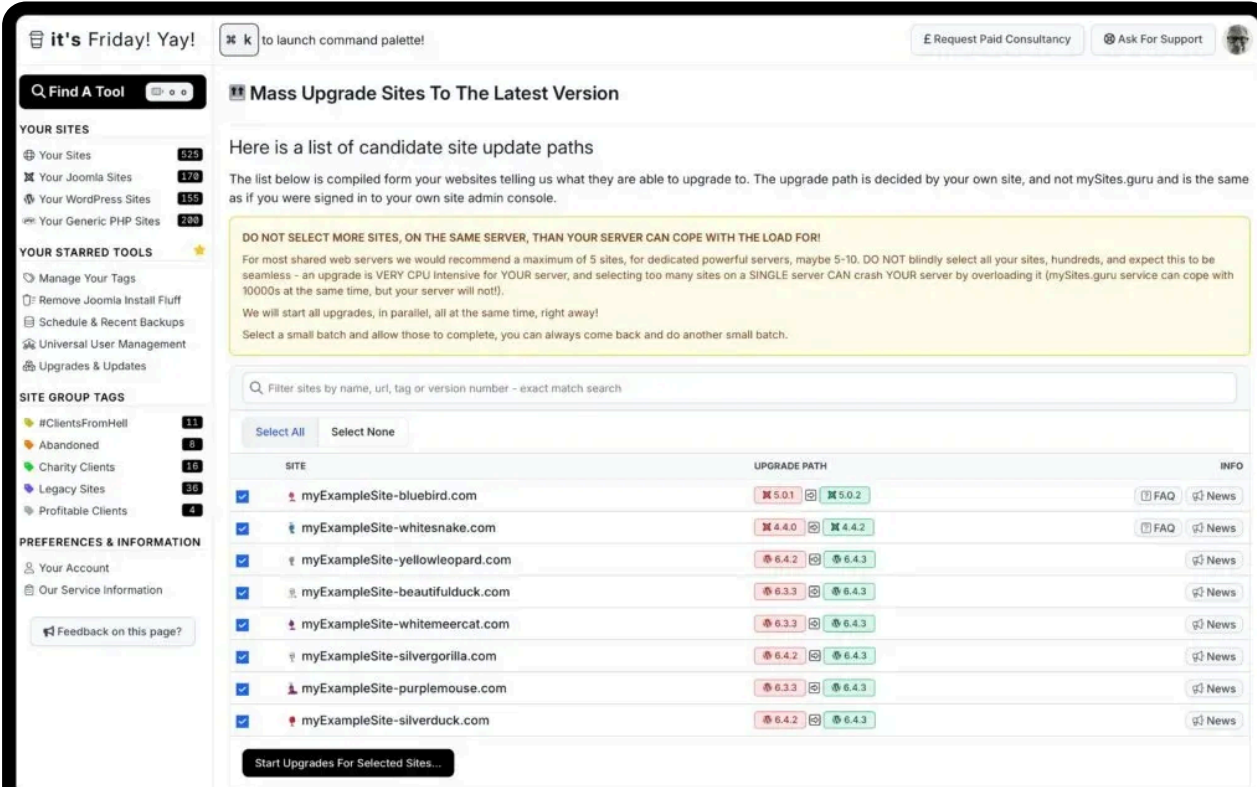
We've already written about [automatic updates for Joomla extensions](#), [removing fluff files after updates](#), [managing extensions and plugins](#), and [mass upgrading from one dashboard](#). Here's how all of that fits together in practice - and why updates are one of the most-used [features](#) in the dashboard.

How do you mass upgrade Joomla and WordPress from one dashboard?

Select all your out-of-date Joomla or WordPress sites, click "Start Upgrades For Selected Sites," and go make a coffee.

mySites.guru queues each site, downloads the right update package, extracts files on your server, and runs post-install tasks. If you've turned on [fluff file removal](#) for Joomla, that happens automatically too.

Doesn't matter if it's one site or a hundred.



The screenshot shows the mySites.guru dashboard interface for mass upgrading sites. The main heading is "Mass Upgrade Sites To The Latest Version". Below the heading, there is a list of candidate site update paths. A prominent yellow warning box states: "DO NOT SELECT MORE SITES, ON THE SAME SERVER, THAN YOUR SERVER CAN COPE WITH THE LOAD FOR!". The warning explains that for most shared web servers, a maximum of 5 sites should be selected, and that upgrading too many sites on a single server can crash the server. Below the warning, there is a search filter and a table of sites with their upgrade paths. The table has columns for "SITE", "UPGRADE PATH", and "INFO". The sites listed are:

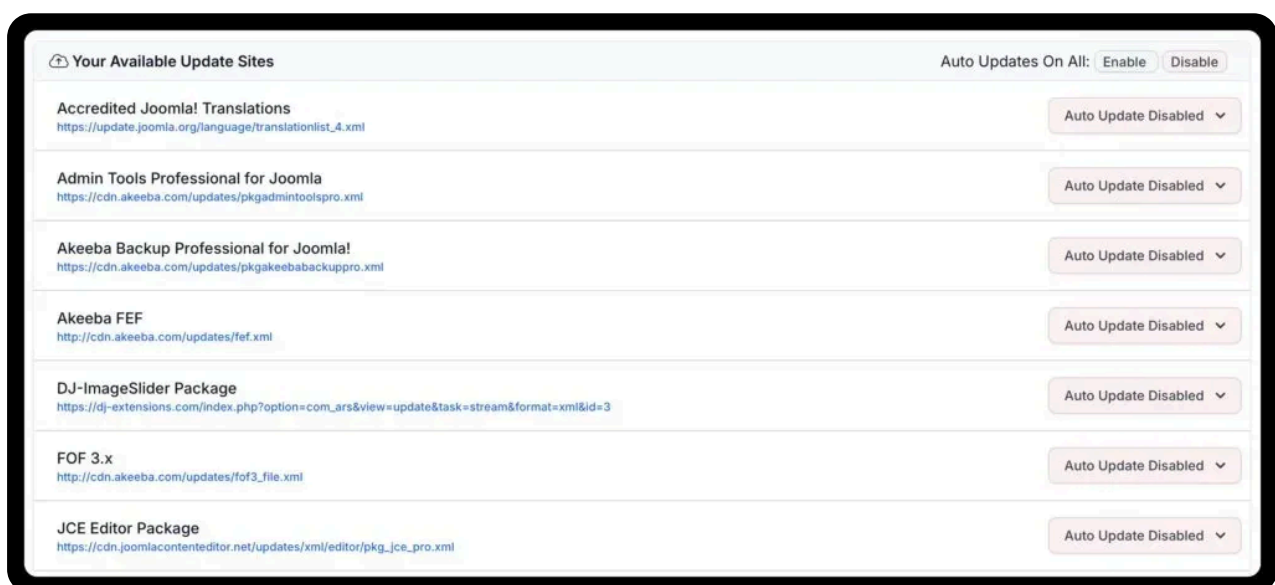
SITE	UPGRADE PATH	INFO
<input checked="" type="checkbox"/> myExampleSite-bluebird.com	5.0.1 → 5.0.2	FAQ News
<input checked="" type="checkbox"/> myExampleSite-whitesnake.com	4.4.0 → 4.4.2	FAQ News
<input checked="" type="checkbox"/> myExampleSite-yellowleopard.com	6.4.2 → 6.4.3	News
<input checked="" type="checkbox"/> myExampleSite-beautifulduck.com	6.3.3 → 6.4.3	News
<input checked="" type="checkbox"/> myExampleSite-whitemeercat.com	6.3.3 → 6.4.3	News
<input checked="" type="checkbox"/> myExampleSite-silvergorilla.com	6.4.2 → 6.4.3	News
<input checked="" type="checkbox"/> myExampleSite-purplemouse.com	6.3.3 → 6.4.3	News
<input checked="" type="checkbox"/> myExampleSite-silverduck.com	6.4.2 → 6.4.3	News

At the bottom of the table, there is a button labeled "Start Upgrades For Selected Sites..."

How do you enable auto-updates for any Joomla extension?

Any update stream in mySites.guru can be flagged for automatic updates. Say you have [Akeeba Backup](#) installed - when a new version comes out, mySites.guru queues the update without you lifting a finger.

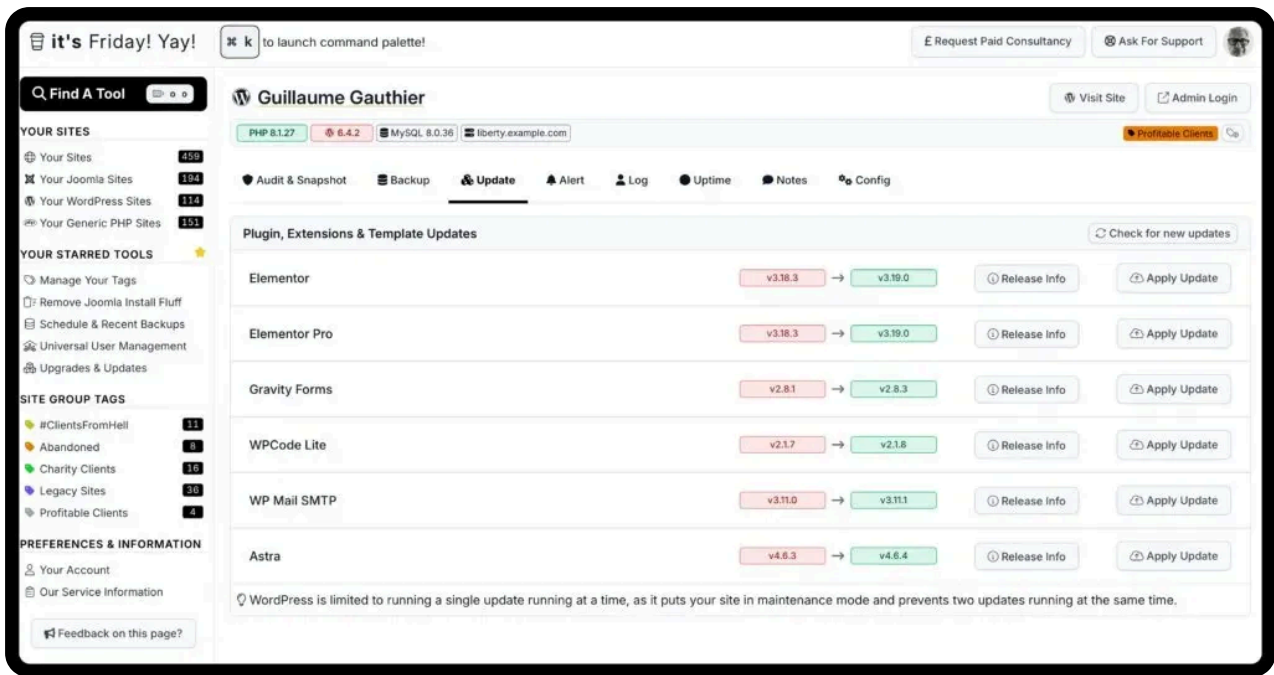
You can enable this per site, or flip it on across every site that has a given extension. Works with any Joomla extension, not just Akeeba.



How do you view and apply WordPress plugin updates?

On the Manage Site page, you'll see all available plugin updates for WordPress (and Joomla). Release notes from the developer are right there, and you can apply the update with one click.


Current versions show in red, available versions in green. You can see the exact upgrade path before you commit to anything.




Pending updates in the sidebar




The left menu keeps a running count of extension updates, plugin updates, and core upgrades across all your sites. Quick way to see how much maintenance you've got piling up.

 **it's** Friday! Yay!






 **Find A Tool**



YOUR SITES

 Your Sites	493
 Your Joomla Sites	104
 Your WordPress Sites	191
 Your Generic PHP Sites	198

CHECK IMPORTANT ITEMS


 End Of Life Joomla	62
 Sites Not Connected	1
 Core Update Needed	70
 Invalid SSL Cert Install	2
 No Backup Schedule	19

YOUR STARRED TOOLS

-  Manage Your Tags
-  Remove Joomla Install Fluff
-  Schedule & Recent Backups
-  Universal User Management
-  Upgrades & Updates

SITE GROUP TAGS

 #ClientsFromHell	11
 Abandoned	8
 Charity Clients	16
 Legacy Sites	36



Keeping sites current

Between mass upgrades, per-extension auto-updates, and the per-site plugin view, there's no reason for your sites to fall behind. Keeping everything current also reduces your exposure to known plugin vulnerabilities. You can review the version upgrade path before committing and run post-upgrade cleanup like fluff file removal. For a full walkthrough focused on WordPress, see the guide to bulk updating WordPress sites.

Back up before any upgrade

mySites.guru has built-in support for Akeeba Backup and the All-In-One Migration Plugin (WordPress), so you can take a backup before applying updates - one site or all of them at once.

⚠ Keep in mind

Backing up all sites at once will put temporary load on your servers while the backups run.

The screenshot shows the mySites.guru dashboard with a sidebar on the left and a main content area. The sidebar includes sections for 'YOUR SITES' (342 total), 'CHECK IMPORTANT ITEMS' (70 total), 'YOUR STARRED TOOLS', and 'SITE GROUP TAGS' (4 total). The main content area is titled 'Recent Backups, Schedules and Backup Plugin Connection Status' and contains a table of site backup configurations.

SITE	SCHEDULES ENABLED	BACKUP SCHEDULES	ACTIONS
myExampleSite-bigrabbit.com	1 Schedule Enabled	At 11:55 PM, only on Saturday	Start Backup Manage Site
myExampleSite-smallelephant.com	1 Schedule Enabled	At 11:55 PM, only on Saturday	Start Backup Manage Site
myExampleSite-heavytiger.com	2 Schedules Enabled	At 01:00 AM, only on Sunday At 11:00 PM	Start Backup Manage Site
myExampleSite-happycat.com	1 Schedule Enabled	At 11:55 PM, only on Saturday	Start Backup Manage Site
myExampleSite-heavyfish.com	1 Schedule Enabled	At 11:50 PM, only on Saturday	Start Backup Manage Site
myExampleSite-ticklishwolf.com	1 Schedule Enabled	At 11:50 PM, only on Saturday	Start Backup Manage Site
myExampleSite-bigduck.com	1 Schedule Enabled	At 11:45 PM, only on Friday	Start Backup Manage Site
myExampleSite-angryleopard.com	1 Schedule Enabled	At 11:50 PM, only on Saturday	Start Backup Manage Site
myExampleSite-yellowbear.com	1 Schedule Enabled	At 11:55 PM, only on Sunday	Start Backup Manage Site
myExampleSite-redbird.com	1 Schedule Enabled	At 09:26 AM, only on Wednesday	Start Backup Manage Site
myExampleSite-organicdog.com	1 Schedule Enabled	At 11:50 PM, only on Saturday	Start Backup Manage Site
myExampleSite-ticklishduck.com	1 Schedule Enabled	At 11:50 PM, only on Saturday	Start Backup Manage Site
myExampleSite-smallsnake.com	1 Schedule Enabled	At 11:50 PM, only on Saturday	Start Backup Manage Site
myExampleSite-crazybird.com	1 Schedule Enabled	At 11:50 PM, only on Saturday	Start Backup Manage Site
myExampleSite-angrygorilla.com	No Schedules Enabled	No Backup Schedules	Start Backup Manage Site

This is part of our [guide to managing CMS updates at scale](#).

Frequently Asked Questions

Can I update multiple Joomla and WordPress sites at once with mySites.guru?

Yes - you can select all out-of-date sites with a single 'select all' click, then trigger upgrades for every selected site in one action. mySites.guru queues the upgrades, downloads the relevant files, and runs post-install tasks automatically.

Does mySites.guru support automatic updates for Joomla extensions?

Yes. You can enable auto-updates on a per-site or all-sites basis for any Joomla extension, so as soon as a new version is released, mySites.guru automatically queues the update.

Can I back up my sites before running updates?

Yes. mySites.guru integrates with Akeeba Backup (Joomla) and the All-In-One Migration Plugin (WordPress), letting you take a backup of one or all sites before applying any updates.

How does mySites.guru handle the update process for each site?

mySites.guru adds each site to an upgrade queue, downloads the correct update package, extracts it on your server, and runs any post-install tasks - including removing leftover files in Joomla if you have that option enabled.

Get Your Free Site Audit

See how your WordPress and Joomla sites measure up.
No credit card required.

<https://manage.mysites.guru/en/register>

Get in touch

Phil E. Taylor
phil@phil-taylor.com



mySites.guru